

Device connector, rear mounting - SACC-DSI-M8MS-6CON-M8-L90 SH - 1424244

Please be informed that the data shown in this PDF Document is generated from our Online Catalog. Please find the complete data in the user's documentation. Our General Terms of Use for Downloads are valid (<http://phoenixcontact.com/download>)




Sensor/actuator flush-type connector, plug, 6-pos., M8, rear/screw mounting with M8 fastening thread, with angled solder connection

Your advantages

- ✓ Easy PCB assembly: one-piece connectors for wave soldering
- ✓ Standard pin assignments and codings for signal transmission with a uniform design-in design
- ✓ For high transmission reliability: optional shield connection to the housing and latching on the PCB



Key Commercial Data

Packing unit	1 pc
Minimum order quantity	20 pc
GTIN	 4 046356 712569
GTIN	4046356712569
Weight per Piece (excluding packing)	6.000 g
Custom tariff number	85366990
Country of origin	Germany

Technical data

Ambient conditions

Ambient temperature (operation)	-40 °C ... 85 °C
Degree of protection	IP67

General

Rated current at 40°C	2 A
-----------------------	-----

Device connector, rear mounting - SACC-DSI-M8MS-6CON-M8-L90 SH - 1424244

Technical data

General

Rated voltage	30 V AC
	30 V DC
Rated surge voltage	0.8 kV
Number of positions	6
Insulation resistance	≥ 100 MΩ
Coding	A - standard
Standards/regulations	M8 connector IEC 61076-2-104
Status display	No
Overvoltage category	II
Degree of pollution	3
Connection method	Solder pins
Torque	1 Nm ... 1.5 Nm (Installation-side)
Mounting type	Rear mounting M8 x 1 With flat nut
Thread type	M8 x 1

Material

Flammability rating according to UL 94	HB
Contact material	Cu alloy
Contact surface material	Au
Contact carrier material	PA 6.6
Material, knurls	Zinc die-cast, nickel-plated

Cable

Standards/specifications	M8 connector IEC 61076-2-104
--------------------------	------------------------------

Standards and Regulations

Standards/specifications	M8 connector IEC 61076-2-104
Flammability rating according to UL 94	HB

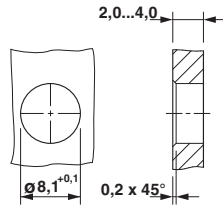
Environmental Product Compliance

China RoHS	Environmentally Friendly Use Period = 25;
	For details about hazardous substances go to tab "Downloads", Category "Manufacturer's declaration"

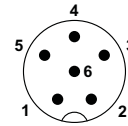
Drawings

Device connector, rear mounting - SACC-DSI-M8MS-6CON-M8-L90 SH - 1424244

Dimensional drawing



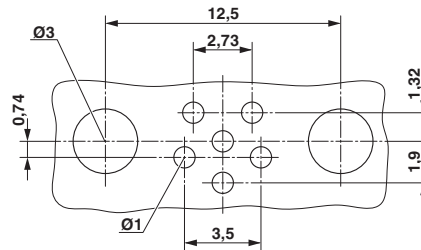
Schematic diagram



Pin assignment M8 plug, 6-pos., view male side

Housing cutout for M8 flush-type connector, connector, one-section

Drilling diagram



Drilling diagram

Classifications

eCl@ss

eCl@ss 10.0.1	27440102
eCl@ss 11.0	27440102
eCl@ss 4.0	27140800
eCl@ss 4.1	27140800
eCl@ss 5.0	27143400
eCl@ss 5.1	27143400
eCl@ss 6.0	27279200
eCl@ss 7.0	27440103
eCl@ss 9.0	27440102

ETIM

ETIM 3.0	EC002061
ETIM 4.0	EC002635
ETIM 6.0	EC002061

Device connector, rear mounting - SACC-DSI-M8MS-6CON-M8-L90 SH - 1424244

Classifications

UNSPSC

UNSPSC 6.01	31251501
UNSPSC 7.0901	31251501
UNSPSC 11	31251501
UNSPSC 12.01	31251501
UNSPSC 13.2	39121413
UNSPSC 18.0	39121413
UNSPSC 19.0	39121413
UNSPSC 20.0	39121413
UNSPSC 21.0	39121413

Approvals

Approvals

Approvals

UL Recognized / cUL Recognized / EAC / cULus Recognized

Ex Approvals

Approval details

UL Recognized		http://database.ul.com/cgi-bin/XYV/template/LISEXT/1FRAME/index.htm	FILE E 221474
Nominal voltage UN		30 V	
Nominal current IN		1.5 A	
mm ² /AWG/kcmil		26	


cUL Recognized		http://database.ul.com/cgi-bin/XYV/template/LISEXT/1FRAME/index.htm	FILE E 221474
Nominal voltage UN		30 V	
Nominal current IN		1.5 A	

Device connector, rear mounting - SACC-DSI-M8MS-6CON-M8-L90 SH - 1424244

Approvals

mm ² /AWG/kcmil	26
----------------------------	----

EAC		B.01687
-----	---	---------

cULus Recognized	
------------------	---